


Ricoh Aficio SP C430dn, C431dn




1. Push And Slide the cover




2. Shake the toner powder well until it appears liquid like. Open cap carefully and screw on the funnel. Refill the the toner.....apply plug, then clean any spilled toner thoroughly by using a vacuum.



Replacing Chip - Remove 4 sides



Take the chip out of the cartridge



Using the tape to hold the chip in place